



**Electrolux**  
PROFESSIONAL

## Modular Cooking Range Line thermaline 90 - 4 Zone Induction Top on Warming Cabinet, 1 Side H=800

ITEM # \_\_\_\_\_

MODEL # \_\_\_\_\_

NAME # \_\_\_\_\_

SIS # \_\_\_\_\_

AIA # \_\_\_\_\_



**589674 (MCIQFAJ4AO)**

Induction Top, 4 zones, one-side operated on Warming Cabinet

### Short Form Specification

#### Item No. \_\_\_\_\_

Unit constructed according to DIN 18860\_2 with 20 mm drop nose top. Internal frame for heavy duty sturdiness in stainless steel. 2 mm top in 1.4301 (AISI 304). Flat surface construction, easily cleanable. THERMODUL connection system enables seamless worktop when units are connected and avoids soil penetrating. Smooth glass ceramic surface without any "dead" spots allows for quick and easy cleaning. Features 9 power levels with fast deployment to full heating power and very low heat dissipation to the kitchen. Overheat protection switches off the supply in case of overheating. Metal knobs with embedded hygienic silicon "soft" grip enable easier handling and cleaning. 1000 mm wide warming cabinet with 2 doors, constructed according to DIN 18860\_2 with 70 mm recessed plinth. Temperature in the cabinet can be set through thermostat, up to a maximum of 110 °C. Cabinet storage space accepts GN 1/1 containers. IPX5 water resistant certification.

### Main Features

- Fast deployment with full heating power immediately.
- Low heat dissipation to the kitchen.
- Overheat protection: a temperature sensor switches off the supply in case of overheating.
- Pans can easily be moved from one area to another without lifting.
- The smooth glass-ceramic surface can be quickly and easily cleaned, thus providing maximum hygiene.
- IPX5 water resistance certification.
- All major components may be easily accessed from the front.
- THERMODUL connection system creates a seamless work top when units are connected to each other thus avoiding soil penetrating vital components and facilitating the removal of units in case of replacement or service.
- Metal knobs with embedded hygienic silicon "soft" grip for easier handling and cleaning. The special design of the controls prevent infiltration of liquids or soil into vital components.
- Large visible digital display manufactured in tempered glass to resist heat and chemicals, showing temperatures or power settings. The display also shows on/off status of the appliance and on/off status of the heating elements.
- 9 power levels.
- Unit constructed according to DIN 18860\_2 with 70 mm recessed plinth.
- Temperature in the cupboard can be set through a thermostat to suit different requirements. The maximum temperature is 110°C.

### Construction

- Control light for each zone.
- 2 mm top in 1.4301 (AISI 304).
- Unit constructed according to DIN 18860\_2 with 20 mm drop nose top and 70 mm recessed plinth.
- Flat surface construction with minimal hidden areas to easily clean all surfaces
- Unit constructed according to DIN 18860\_2 with 20 mm drop nose top.
- Internal frame for heavy duty sturdiness in stainless steel.
- Storage space in the base of the appliance accepts GN2/1 containers.

### Sustainability



- This model is compliant with Swiss Energy Efficiency Ordinance (730.02).

### Optional Accessories

- |   |                                     |
|---|-------------------------------------|
| • Scraper for cook tops                               | PNC 910601 <input type="checkbox"/> |
| • Connecting rail kit, 900mm                          | PNC 912502 <input type="checkbox"/> |
| • Stainless steel side panel, 900x800mm, freestanding | PNC 912511 <input type="checkbox"/> |
| • Portioning shelf, 1000mm width                      | PNC 912528 <input type="checkbox"/> |

APPROVAL: \_\_\_\_\_

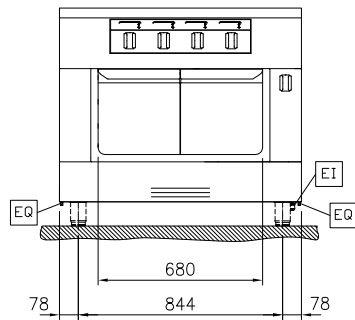


Experience the Excellence  
[www.electroluxprofessional.com](http://www.electroluxprofessional.com)

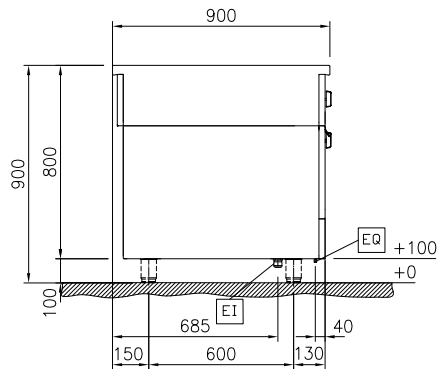
• Portioning shelf, 1000mm width	PNC 912558	<input type="checkbox"/>	• Stainless steel dividing panel, 900x800mm, (it should only be used between Electrolux Professional thermaline Modular 90 and thermaline C90)	PNC 913673	<input type="checkbox"/>
• Folding shelf, 300x900mm	PNC 912581	<input type="checkbox"/>			
• Folding shelf, 400x900mm	PNC 912582	<input type="checkbox"/>			
• Fixed side shelf, 200x900mm	PNC 912589	<input type="checkbox"/>			
• Fixed side shelf, 300x900mm	PNC 912590	<input type="checkbox"/>	• Electric mains switch 63A 10mm <sup>2</sup> NM for modular H800 electric units (factory fitted)	PNC 913677	<input type="checkbox"/>
• Fixed side shelf, 400x900mm	PNC 912591	<input type="checkbox"/>			
• Stainless steel front kicking strip, 1000mm width	PNC 912600	<input type="checkbox"/>	• Stainless steel side panel, 900x800mm, flush-fitting (it should only be used against the wall, against a niche and in between Electrolux Professional thermaline and ProThermetic appliances and external appliances - provided that these have at least the same dimensions)	PNC 913689	<input type="checkbox"/>
• Stainless steel side kicking strips left and right, freestanding, 900mm width	PNC 912621	<input type="checkbox"/>			
• Stainless steel side kicking strips left and right, back-to-back, 1810mm width	PNC 912627	<input type="checkbox"/>			
• Stainless steel plinth, freestanding, 1000mm width	PNC 912922	<input type="checkbox"/>			
• Connecting rail kit: modular 90 (on the left) to ProThermetic tilting (on the right), ProThermetic stationary (on the left) to ProThermetic tilting (on the right)	PNC 912975	<input type="checkbox"/>			
• Connecting rail kit: modular 80 (on the right) to ProThermetic tilting (on the left), ProThermetic stationary (on the right) to ProThermetic tilting (on the left)	PNC 912976	<input type="checkbox"/>			
• Endrail kit, flush-fitting, left	PNC 913111	<input type="checkbox"/>			
• Endrail kit, flush-fitting, right	PNC 913112	<input type="checkbox"/>			
• Endrail kit (12.5mm) for thermaline 90 units, left	PNC 913202	<input type="checkbox"/>			
• Endrail kit (12.5mm) for thermaline 90 units, right	PNC 913203	<input type="checkbox"/>			
• Stainless steel side panel, left, H=800, flush	PNC 913224	<input type="checkbox"/>			
• Stainless steel side panel, left, H=800, flush	PNC 913225	<input type="checkbox"/>			
• T-connection rail for back-to-back installations without backsplash	PNC 913227	<input type="checkbox"/>			
• Insert profile d=900	PNC 913232	<input type="checkbox"/>			
• Perforated shelf for warming cabinets and cupboard bases (one-side operated TL80-85-90 and two-side operated for TL80)	PNC 913235	<input type="checkbox"/>			
• Endrail kit, (12.5mm), for back-to-back installation, left	PNC 913251	<input type="checkbox"/>			
• Endrail kit, (12.5mm), for back-to-back installation, right	PNC 913252	<input type="checkbox"/>			
• Endrail kit, flush-fitting, for back-to-back installation, left	PNC 913255	<input type="checkbox"/>			
• Endrail kit, flush-fitting, for back-to-back installation, right	PNC 913256	<input type="checkbox"/>			
• Side reinforced panel only in combination with side shelf, for freestanding units	PNC 913259	<input type="checkbox"/>			
• Side reinforced panel only in combination with side shelf, for back-to-back installations, left	PNC 913277	<input type="checkbox"/>			
• Side reinforced panel only in combination with side shelf, for back-to-back installation, right	PNC 913278	<input type="checkbox"/>			
• Shelf fixation for TL80-85-90 one-side operated, TL80 two-side operated	PNC 913283	<input type="checkbox"/>			
• Filter W=1000mm	PNC 913666	<input type="checkbox"/>			

## Modular Cooking Range Line thermaline 90 - 4 Zone Induction Top on Warming Cabinet, 1 Side H=800

Front

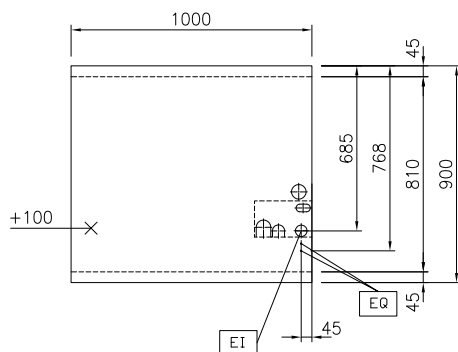


Side



EI = Electrical inlet (power)  
EQ = Equipotential screw

Top



### Electric

Supply voltage:

589674 (MCIQFAJ4AO)

400 V/3N ph/50/60 Hz

Total Watts:

22 kW

### Key Information:

Configuration:	On Oven; One-Side Operated
Front Plates Power:	5 - 5 kW
Back Plates Power:	5 - 5 kW
Front Plates dimensions:	320x330 320x330
Back Plates dimensions:	320x330 320x330
Induction Top Dimensions (width):	1000 mm
Induction Top Dimensions (depth):	900 mm
External dimensions, Width:	1000 mm
External dimensions, Depth:	900 mm
External dimensions, Height:	800 mm
Net weight:	132 kg

### Sustainability

Current consumption:	35.6 Amps
----------------------	-----------